


Pets' Mews



The NewsPaper for Instagramming Plushies, Pets, and their People

Inside this issue

CRAFT A HEART

by [@cookiemreport](#)



REGULAR FEATURES

- Quiz
- Plushie Playlist
- Idiomoo Guest Starring [@adventurabbit](#)



HAPPY FEBRUARY

by [@travelswithmycat](#)


Hello Everyone,
 We hope you are having a good February so far! Is it cold, mild, or warm where you are?
 Whatever the weather, we are pretty sure it's definitely the perfect weather for Pets' Mews
 hehee. We hope you like it!
 Big hugs, Tippy xxx



READ PETS' MEWS IN
RUSSIAN



READ PETS' MEWS IN
GERMAN



Craft a Heart for Someone you Love


by [@cookiemreport](#)

These times need more love. And because Bamboo and me cannot travel the whole world to give out hugs and kisses, we thought of something else: crafting hearts. You can give them to your besties, your family, your Valentine, the one who bakes you cookies... That is why Bamboo insisted (yes he did!) that we should make hearts together. To spread a little extra love in these hard times.

1 Paper hearts ♥

The easiest heart to make is a paper heart. You need: scissors (be careful and do not run with them), paper (squared would be nice), a pencil and your imagination.

Here we go: fold the paper in half, draw on the fold a half of a heart, keep the paper folded as you cut along the side. Then, fold open your paper and look... it is a heart! Now you can write a cute message on it, like a candy heart, or cut out smaller hearts and glue them on. Or make a card from your paper heart.



2 Beaded hearts ♥

Bamboo loooves to play with beads. For this one you need: beads (any beads will do), iron wire, a heart shaped cookie cutter (...but no cookie dough).

Here we go: take a long piece of wire and shape it halfway in the point of a heart. Thread some beads on the wire and stop at the point. Bend the wire again to make the round form of the heart on the top, thread again, bend the wire in the second round form of the heart, you will have a small point in the middle, thread some more beads, make the heart shape complete and wrap the rest of the iron wire around the bit that we already had, so you will close the heart at the point on the bottom. Make sure it secure. If needed put on some tape or hotglue. And it finished. You can use it in a bouquet or bend the wire at the bottom so it can stand on its own. If bending is tough, use the cookie cutter to form the iron wire instead.



3 Fabric hearts ♥

Do you have a lot of unused clothes or other fabric you do not use? Make hearts! You need: fabric, some stuffing, scissors, thread and yarn.

Here we go: fold the fabric in half and cut out a heart shape like we did with the paper hearts. You can also trace the paper heart onto the fabric. Cut out another heart. You can use the same or other fabric. Now, if you want a no show seam, place the fabric with the right sides on top of each other while sewing. Be sure you can still turn the fabric around before you close it all. If you want to show the seam, but the wrong sides to each other and start sewing around. Before closing fill the heart with some pillow stuffing. Close the gap, work a way the thread and decorate the pillow. With a beaded heart maybe or some glitter or buttons... just whatever you like!

Well go, make some hearts, spread some love and show us on Instagram by tagging me and Bamboo (@[cookiemreport](#)).

Big Hugs,
Cookie Monster



Weather Lore

by @gasbricki



When it storms and snows at Candlemas, warm spring is waiting around the corner, yes!. (Candlemas = 2nd of February)

Spring will be full of rain when Valentine's Day is wet and grey. (Valentine = 14th of February)

Plushie Book Review

by @spybatmissions

Cuckoo in the Nest - Michelle Magorian (1994)

England, shortly after World War II. Teenager Ralph loves theatre and wants nothing more than to work at and live his life through the theatre. But that is not a fitting dream for a working-class boy, who should follow in his ex-soldier father's footsteps at the factory. Ralph needs a job, to help provide for his family that is struggling to get by in the aftermath of the war. When he finds work as a handyman for the life-affirming Mrs. Egerton-Smythe, he is also welcomed into another world, where he can build up his confidence to pursue his dreams.

This is a story about how life can change if you find ways to follow your dreams, even when it seems impossible. The topic is serious, but the book is also filled with warm humour. You get very close to the characters and share in their lives' ups and downs. After you put the book down the first time, you will most likely want to spend time with these characters again.





Plushie Playlist

by: [@ausruheulen](#)



There are some ardent music lovers in the plushie community. Our kindhearted friends Chilli and Teddy [@gasbricki](#) are two of them. It was a great pleasure for us to get to know their taste in music. Listening to songs that have a meaning to a friend is something precious because it is like diving into their inner world. These are the wonderful songs Chilli and Teddy chose to share with you all:

The songs Chilli and Teddy are currently listening to:

C: Summer Wine (Natalia Avelon, Ville Valo)

T: Deine Freundin (SDP)

The song that gives them strength, energy, and courage:

C & T: Friends in low places (Garth Brooks)

When Chilli and Teddy hear this song, their mood lights up immediately:

C: Mourning Palace (Dimmu Borgir)

T: Tag am Meer (Die Fantastischen Vier)

The song that makes them feel melancholic:

C: Day to End (Dark Tranquility)

T: Leningrad (Billy Joel)

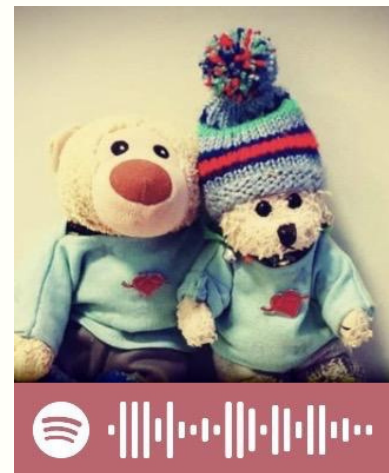
This song Chilli and Teddy would want to have on the "Soundtrack of their lives":

C: One (Metallica)

T: Buch der Erinnerung (Böhse Onkelz)

Chilli and Teddy would like to add this song to the PETS' MEWS PLAYLIST on Spotify, because ... "It is just great":

C & T: The Bard's Song – In the Forest (Blind Guardian)



Of course, you all can listen to their music choices on Spotify. Search for the playlist "Interview Guest: Chilli & Teddy [@gasbricki](#)", or open the app on your phone, click on *search* and the camera icon, point it at the Spotify barcode just above and it should open! Dive in and enjoy!



An Adventure in Japanese Onomatopoeia

Guest Starring: Adventure Rabbit (@adventurabbit)

For this month's language section we asked our good friend Addy @adventurabbit to write an article and he chose the most interesting topic – onomatopoeia in Japanese language. Add the words to your language baggage! Hugs, Doyka.

Have you ever wondered if there is a word for the feel of a marshmallow in your mouth? The answer is: of course there is! Well, there is if you're Japanese. During my travels I discovered that the Japanese language is full of amazing onomatopoeia. In English most onomatopoeia, words such as splash, bzzzz and pitter patter, are sound based, but Japanese onomatopoeia offer a sensory range, as they can also represent feelings and sensations.

So, what is the word for the texture of fluffy foods in your mouth? **Fuwa fuwa (ふわふわ)**. It means fluffy, light, soft and airy. And you can use it to describe candy floss, a lamb, an airy soufflé pancake, your favourite pillow, a lovely blanket or soft and cuddly plushies – like us!

Piqued your interest? Here are a few more of my fuwa-vourite Japanese onomatopoeia:

Sara sara (さらさら)

Sara sara is the sound of leaves rustling in the breeze. A perfect word for your next autumn adventure when the breeze ruffles your fur and you can enjoy the quiet wonder of nature. Close your eyes and listen carefully at how the leaves whisper *sara sara*.




Kira kira (きらきら)

Kira kira means shiny, glittery or sparkly. It can be used to describe the shiny surface of the ocean when the sun brushes across it or the blinking of the stars from the night sky. And it is perfect for Christmas and New Year when we enjoy the twinkling festive lights or the shimmer of sunlight on powdery snow.

Puni puni (ぷにぷに)

Last, but by no means my least favourite, is *puni puni*. It means squishy. It perfectly describes squishy stickers, the feeling of a baby's chubby cheeks or arms, or the squishiness of an animal's paws. Awww. So next time your human companion squishes your paws you can teach them the perfect word: *puni puni*! Now let's just hope nobody tries to eat us to discover if we are *fuwa fuwa*!

Twitch those ears. Can you hear the leaves rustling in the wind? *Sara sara*.





Quiz Time

by @doyka and hedge



Your job is to find the way to the snowman, solve the questions and write the result on the ball.



- 1
- 2
- 3
- 4
- 5
- 6



Answers top snowball to bottom: **2** = 6-2 = **4** / 3+3 = **6** / 2+1 = **3** / 2+3 = **5** / 2-1 = **1**