


Merry Christmas & A Happy New Year!



Season's greetings!

Pets' Mews



The NewsPaper for Instagramming Plushies, Pets, and their People

HO HO HO!

by @travelswithmycat

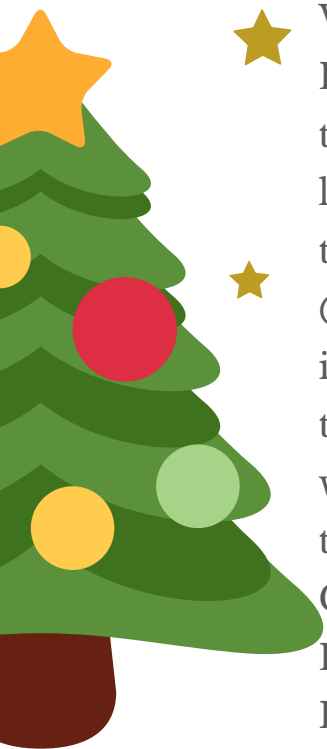
Merry Christmas Everyone!



Welcome to our festive issue of Pets' Mews 2021.

I think it's actually the PM team who have received the presents though, because not only are we lucky enough to have all of you as lovely readers, but we were given the beautiful artwork you saw on the cover page by the amazingly talented @gusio_pandzioszek and @bubithebear. Thank you dears! To celebrate, we have a special interview with them, plus loads more festive features! A heartfelt thank you to you, dear readers, for your support this year! We can't wait till we see you again in 2022 with loads more mews from around the plushie community! Till then, We Wish You A Very Merry Christmas, A Happy Hanukkah, A Festive Winter Festival, and A Most Happy, Healthy, & Peaceful New Year!

Love from Tipsy Cat and Pets xxx #PlushiesBuildBridges



REGULAR FEATURES

- Plushie Book Review
- Quiz
- Say it with a Song

READ PETS' MEWS
IN RUSSIAN




SPECIAL FEATURES

- Interview with the PM Artists
- Festive Food
- The Best Christmas Bunny Movie Ever!
- Gift Bag Crafting

★ READ PETS' MEWS IN
GERMAN





How to create a funny Movie for Christmas

by: [Waikikibunny](#).



What You'll Need

- a Tripod (depends on distance: a small or big one)
- a Smartphone
- a Stop Motion App
- enough free space on your Smartphone (yes it takes a lot of space)
- a Video editor
- an assistant (plushie or human)
- time
- a creative idea (in my case the decoration of the Christmas tree.)



Method

Set up the entire set, put the decoration items next to you. I used iMotion. Take a few pics first to figure out the time lapse interval you want to use. I do everything manually and decide at the end how fast or slow the video should be. Remember to advise everyone not to hit the Tripod. It can ruin the entire shooting session. Before you start, make sure everyone went potty and had enough food to keep the motivation high.

When you're happy with the outcome of the Video you can add music. As Insta is a pain with music and deletes Videos fast, search for Royalty Free Music. There are many pages but one I like is pixabay.com :)

Also remember to use a format that Insta won't cut. Sometimes Insta cuts the video height and you can't see the complete size.

If you have more questions feel free to ask.

Find one of my videos at: www.waikikibunny.com/video/tree.mp4

Ps. Note from Editor: It's fab! Go and watch it :)




Quiz Time: Spot the Differences!

by @[doyka and hedge](#)

Hello, Dear Readers!

Doyka and Hedge, curators of the language section of Pets' Mews, wish you a Merry Christmas and a Happy New Year! We are not going to bombard your brain with new idioms or cultural stories today. We just want to wish each and every one of you happiness, health, luck, love, joy, and new amoozing emotions in 2022! May it be much-much better than 2021! See you next year!

Can you find the 7 differences?





Book Review: A Very Perry Christmas – Marie Landry

by: @hemmy_the_hippo



When Gwen's boyfriend Evan invites her to spend Christmas with his family, she pictures a perfect Hallmark holiday scene, complete with all the happy sighs and swoons. But between Evan's brother who schedules the family's every move, his sister who's never met a mirror she didn't like, and the amorous newlyweds who flaunt their escapades, Gwen finds herself dodging the Perry's like it's her job and begins to wonder if she's in over her head.

A Very Perry Christmas gave me all the warm and fuzzies; like pulling on your favourite cozy sweater and snuggling down into your softest blanket to sip a cup of hot chocolate. I couldn't have picked a better book to kick off my festive reading. In just over 100 pages Marie Landry made me feel like I was right there with the Perry's decorating the tree and making cookies. I am looking forward to getting to know the Perry clan better as Marie continues the series.

Both of the books in the Perry series are available as eBooks through Amazon, Kobo, Apple Books, and Nook. Amazon also has paperbacks available if physical books are more your speed.





Arts & Crafts with Bamboo: Gift Bags

by @cookiemreport

Hewwo! Bamboo here and I is gonna show you how to decorates a gift bag.

We need:

- scissors (donut run with them!)
- glue
- washi tapes
- pipe cleanies
- sticky tapey tape
- all kinds of cool stuff
- paper baggies
- your imagination
- and a little gift

So donut tell Cookie okays, cuz this baggie is for him. Hihi.



Get the paper baggie and lay it flat in front of yous. Really flat, so no crinklies show.

Then... get decorating! I used some washi tapes and twisted two pieces of pipe cleanies to make a wreath. Then, cuz Cookie loves it, I found a washi tapie with a cupcake on it. Hihi. It a Christmas prezzie so I wrote (with help) Merry Christmas on the baggie with a blue marker. Also there are candies in the baggie. To make sure the baggie will not open, you can fold the top back and use a sticky tapey tape to close it. But that not fun. So... when you fold the back, make sure to fold a piece of pipe cleanie with it. Let it stick out left and right. When you done folding, fold the pieces that stick out to the front of the baggie. Easy huh.

Making gift baggies is lots of fun. You can make them for all kinds of reasons. Weddings, Halloween, Easter and ofcourse BIRTHDAYS! Make sure the decorations match the reason or the prezzie.

Well... now I need to hide this till Christmas. Have fun crafting and please remember to tag us (@cookiemreport) if you show your prezzie bags on Instagram!





Say it with a Song

by: [@ausruheulen](#)



Why is the darkest month of the year so dark? Because the darker it is, the better we can find the light.

For this reason, this December we dedicate the song “You bring the sun out” by Randy Crawford to our friends [@bubithebear](#) and [@gusio_pandzioszek](#) and [@bubithebear](#) who lit up the hearts of the entire Pets Mews' team with their great Pets' Mews drawings that you all can find on IG now as stickers. They also designed logos for each team member and each section.

Thank you guys, for supporting us so incredibly well with your great talent and valuable time. We're all still blown away by your amazing art. [@doyka_and_hedge](#) said that you really deserved a medal and we all do agree. All the members of Pets' Mews want to hug you guys a million times and cannot thank you enough for your help from the bottom of our hearts!


The song that we dedicate to the whole plushie community is “Seasons of Love” by Pentatonix. At the end of the year, we all look back and wonder how do we measure a year? In minutes, in sunsets, in coffee cups? Or in lockdowns, in the number of confirmed Covid cases, in victims, in vaccines, in new mutants? Well, how about love? The love we give, the love we receive, the love we spread, and in the number of people we forgive ...?

You can find both songs on our “Pets' Mews Plushie Playlist”! “Pets' Mews” is on Spotify! Find, follow and vibe with us!



Bubi & Pandzioszek two awesome graphic designers

by @cookiemreport



You must have seen the awesome little pictograms and stickers we use in Pets' Mews and on our Pets' Mews Instagram posts (and on the front cover)! They are adorable and awesome and pawmade by Bubi the Bear (stickers) and Pandzioszek (pictograms). We – the newsroom of Pets' Mews – are so in love with these cute little drawings and animations, we wanted to put the spotlight on Bubi and Pandzioszek. So let us meet these awesome pawsome designers, shall we?



This is Bubi

Bubi the Bear is a happy, little German vegan teddy bear. Bubi loves to draw, cook, help animals, go on nature walks and travel. 'I'm very thankful and grateful to be part of this beautiful Plushie Community. You all make me smile and give me hope for a better future. In the end, I'd like to share one of my favourite quotes: "In the world where you can be anything, be kind".' That is so sweet.



This is Pandzioszek

Pandzioszek is from Poland and is the oldest member of the Pandziaki family. His siblings are Pandziatko and Losia. Pandzioszek loves to travel and learn new skills, like drawing. Which he only picked up to kill some time during the pandemic. He lives up by the quote "It does not matter if you get 100 or 2000 likes on your post, what matters is that one person somewhere in the world who will smile after seeing the drawing you made for them."

Also, on Thursday he runs the hashtag #plushiedrawingthursday. Everybody can join in!

Bubi the Bear and Pandzioszek are two very talented plushies. With a little help of their humans they create a lot of cool stuff for us to watch. Drawing is one of their hobbies.

But, how long have they been drawing?

Pandzioszek: 'Well, I have learned drawing during the pandemic. Our Hooman drew as a kid, and perhaps I got influenced by her as we share many things. I am totally self-taught in drawing, and I started only in 2020. In fact my first drawing was a cover at the end of January 2021 for our episode of Power of Plushies. I got my inspiration of other plushies, like a Bear called Paddington ([@abearcalledpaddington](#)), Martin Draws ([@martindraws.ch](#)) and Bubi ([@bubithebear](#)).'

Well that is an honour, Bubi.


Have you always been good at drawing?

Bubi: 'Oh unfortunately not, I've always liked the idea of trying to learn to draw but I only started 3 years ago and there's still so much to learn. I'm glad you think I'm good.'

Well, you are Bubi! And you even animate them.

Where did you get the idea to make these stickers for Instagram? Could you tell us more about the creation process?

Bubi: 'It was spontaneous. One day I wanted to have a sticker for my first children's book and a few vegan ones for recipe stories. So, I thought, why not create it on my own. Afterward, I started creating some for our plushie community. It's so much fun to make stickers for my plushie friends. It makes them happy and I enjoy doing it. If only everything in life would be that way. I first start with an idea of what the sticker needs to look like and then start illustrating it. Sometimes I create animated ones by illustrating frame by frame or by using software that allows me to animate the character's body parts movement.'



That sounds so cool! And what about drawing the pictograms?

Pandzioszek: 'Inspiration is something you cannot predict. With Pets' Mews logos it was a process, the best ideas come to my mind during the night when I cuddle with Hooman and have plenty of time to think. For the pictograms I really quickly just got an idea, the execution has taken a bit. Some of the sections I just saw immediately in my head, the first one was High Tech, it just happened immediately. For some it was longer developing process. I think the most difficult was for me Fashion topic, to make it elegant and at the same time Plushielike. I drew like 3 or 4 different logos until I converged on the last one. I really appreciate the feedback from Topsy, I shared our ideas and Topsy really gave us many good suggestions.'

Drawing – like writing – really is a process huh. Me loves it. Is it hard to make them though?

Bubi: 'It depends, if it's not an animated one it takes less time. Sometimes I got a clear idea and then it goes fast but sometimes it takes more time. I enjoy doing them for the plushie community and friends, this makes me happy.'

Pandzioszek: 'I think it depends on your software and practice. At the beginning everything is difficult, the point is to find the software which seems friendly for you, this is really personal. I actually wanted to start drawing earlier but I couldn't find a free software which would allow me it. Then I found Inkscape and the story has begun.'

Bubi: 'I use Procreate for my illustrations and stickers.'

Pandzioszek: 'Oh yes. But you need iPad for that. I use a vector graphic design program.'



The two of you are really passionate about it all. Me want to know, have you made pictograms, drawings or animated stickers before for the Plushie Community?

Pandzioszek: 'Yes! My first big drawing was the perfect party drawing I made to celebrate my birthday with my panda friends. I also designed the logo for #plushiessocceraid. My mission is to support the plushie community with drawings! Thus I create many stickers, which can be found by typing "gusio" in sticker's search. For example the latest was the sticker for Tuesday's Tea Party. I also joined Humphrey for the Power of Plushies and together with Bubi we draw the covers for podcast episodes.

Here I would like to say that Bubi is an excellent artist, he inspires me all the time. We really love to work together on the project, both Power of Plushies. Pets' Mews. I am looking forward for more collaborations in the future.'

Bubi: 'Thank you Pandzioszek! And yes, I made animated stickers for my book, for many plushie friends, and animal-related topics. You can find them by searching Bubi the bear & bubithebear. I really love to make these stickers for our friends.'

These two have been busy creating lots of wonderfur stuff for our community. Me wonder if you want to make stickers or something for the next Cookie Island get-away... Sorry, me trailed off there. If you want to learn more about them, follow Bubi on Instagram via @bubithebear and Pandzioszek via @gusio_pandzioszek. Go give them some love by using their stickers on your Insta-stories. Me sure they will love it.

Thank you Bubi and Pandzioszek for the interview. Me got really inspired to make a drawing too!





The green Chef presents: Awesome Cake pops

by @furfrog


I thought very long and very hard about a recipe that would be good for everyone and can be a small step into the direction of making the world a more sustainable place. And it just struck me that I was using such a recipe already for many years. It's my signature sweet dish, that everybody loves.

You will need:

- some leftover cake or any cake or cookies
- a cream (Here I used cream cheese, since the cake was very sweet already, but you can use any creamy stuff you like or even jam)
- chocolate

Let's do the magic now:

- smash the cake (In case you use cookies, just crush them in a blender or with a rolling pin)
- Add cream to the cake. Start slow, since you need a mass that you can sculpt balls with. Add as much as you need to get the right consistency. I would say it feels like cookie dough.
- Form small balls (diameter of roundabout 3-4cm) out of this cake mass.
- Refrigerate the balls for 1 hour or the whole night. You can even put them into the freezer, but then you need to be aware that they can get too cold and that the chocolate may get cracks when you add it too early.
- Slowly melt the chocolate.
- Cover the balls with chocolate. Decorate them as long as the chocolate is still sticky.
- Let others admire your Chef Patissier skills and feel good about yourself, since you used up leftover cake or cookies.





A Quote to Change Your Mode

by: @ausruheulen

Make love your goal

The power of love, a force from above, cleaning my soul
(from "The Power of Love" by Frankie Goes To Hollywood)

Christmas is commonly referred to as the festival of love. On Netflix, numerous romcoms try to put people in the Christmas mood already weeks before the end of December. And every year, brand new Christmas songs are released with romantic titles such as "Fall in love at Christmas" or "Kiss me, it's Christmas". Sometimes you could get the impression that Christmas is a kind of early Valentine's Day. But for many, Christmas also means the celebration of family and friends, of traditions and rituals that fulfill some people and get on the nerves of others.

But isn't this idea of Christmas very limited? Is there no extended concept of Christmas? And if Christmas is the festival of love, why don't all the people in this world celebrate it, regardless of their beliefs?

We recently saw an interview with a person who talked about his near-death experience. During his short visit on the other side, this person had the chance to ask the question of the questions: "what is the meaning of life?" And he came back with the answer, which can be summed up in a three-word sentence: "loving one another".

So, if love is indeed the meaning of life, does it really make sense that we only celebrate Christmas once a year? Don't we waste the rest of our lives then? Christmas can always take place, every time we put on a light in another person. Because every time we communicate with each other, we have the chance to give the other person a good feeling. We always have the power to let them go out of the conversation with a strengthened heart. That's the power of love.

Mother Teresa once said, "Every time we let God love other people through us, it's Christmas. It will be Christmas every time we smile at our brother/sister and reach out our hands to them."

With this in mind, we wish you a wide heart full of love and a Merry Christmas every single day of the rest of your life!



Spot the Difference: Answers



Thank You, Dear Pets' Mews Readers! See you in 2022!