

PETS' MEWS

The MewsPaper for Instagramming Plushies, Pets, and their People

Wow Maow, look at all these extremely stylish plushies at #PlushieFashionWeek2021

Thank you to everyone who took part in and supported with loud paw claps and cheering the amazing Plushie Fashion Week 2021. As ever, the creativity and style was just incredible. Sock fashion and accessories were all the rage! Here are a few of your photos. We have tried to include everyone who has a public profile, so I hope you can spot yourself or your friends! See you again next year for #plushiefashionweek2022!



IN THIS ISSUE

BEHIND THE SCENES WITH FASHION
ICONS @SOOPHIEBEAR & @LUNABOTT

REGULAR FEATURES

- QUIZ TIME
- BOOK REVIEW
- SAY IT WITH A SONG

SPECIAL FEATURES

- HALLOWEEN LANTERNS BY @COOKIEMREPORT
- DOS AND DON'TS FOR HALLOWEEN BY FLUFFY



READ PETS' MEWS IN
RUSSIAN

READ PETS' MEWS IN
GERMAN

A Conversation with Soophie Bear

by @soophiebear

YOU MAY WONDER HOW A SOOPHIE BEAR GOES ABOUT SELECTING FASHIONS TO WEAR EACH DAY, WHETHER IT'S FOR A CASUAL PICNIC, A TRIP TO THE GROCERY STORE, A SPECIAL PLUSHIE CELEBRATION OR JUST CHILLIN' IN FRONT OF THE TV AT HOME.

ACCESSORIZE, ACCESSORIZE, ACCESSORIZE! IT'S ALL ABOUT ELEVATING YOUR STYLE WITH ACCESSORIES! CLIP A BARRETTE OR A BUTTON ON YOUR SHOE TO MAKE A BORING PAIR OF SNEAKERS POP, ATTACH A BOW TO THE HEM OF YOUR TSHIRT FOR A SPLASH OF COLOUR, OR WEAR A GLITTERY HEADBAND TO SHOW OFF YOUR BEST PLUSHIE FEATURES.

WHEN YOU LOOK GREAT, YOU FEEL GREAT! WHEN YOU FEEL AMAZING, YOU LOOK AMAZING! ESPECIALLY WITH THE RIGHT ACCESSORIES.



A Conversation with LunaBott

by @lunabott Co-Creative Director of POSE! Magazine and @pose_modelling_agency

FASHION, OH I DO LOVE FASHION JUST AS MUCH AS I DO LOVE FOOD. #PLUSHIEFASHIONWEEK2021 IS BRINGING WITH IT A NEW ATTITUDE TO LIFE ALL AROUND, AND IN A WAY IT IS THE REEMERGING OF US ALL AND ALTHOUGH TRADITIONALLY DARKER, MUTED COLOURS ARE PULLED FROM OUR CLOSETS, THIS YEAR IT IS THE OPPOSITE. THIS SEASON SCREAMS COLOUR BABY WITH VIBRANT LUSH AND PLAYFUL STATEMENT PIECES AMONGST THE SOFT AND MUTED LOOKS, HEEDING THAT 'I'M BEAUTIFUL AND I'M HERE EVEN IF THE AIR IS A LITTLE NIPPY'.

AUTUMN IS ALSO KNOCKING ON YOUR CLOSET DOOR LOOKING FOR THAT OLD RELIABLE MATCHING SET. PULL OUT A MATCHING TOP AND PANTS OR SKIRT, FLOW ALONG WITH A MATCHING COAT MAYBE AND YOU'RE READY TO STEP OUT. NO NEED TO SIT AND DEBATE IF THIS GOES WITH THAT. THIS YEAR IT'S TELLING US TO USE AND REUSE - YESTERDAY IS STILL IN FASHION. A NEW OUTFIT CAN FEEL TITILLATING BUT FASHION IS SIMPLY A GUIDE TO FEEL GOOD ABOUT YOURSELF, AND STRUT YOUR STUFF OUT THERE WITH CONFIDENCE.



"Fashion, off-the-rack or bespoke - for me I need bespoke for comfort and fit."





Halloween Lanterns

by: [@cookiemreport](#)



Hello sweet friends! October is here and we are making preparations for Halloween. We love Halloween here in our house. Bamboo and me love to make lanterns. We can use them for all kinds of Light Festivals, like Christmas, Diwali and St. Maarten. Today we will show you how to make two types of easy lanterns for Halloween. But you can customise it for other Light Festivals too. Which make me wonder? What Light Festival do you celebrate?



Needed supplies
 Orange and black paper * Electric light * A jar *
 Glue and adhesive tape * Scissors * String * Pencil *
 Everything you like to spruce up your lantern (like glitter and washi tape) * Your imagination

Bamboo's safety tip!

Always use a light that is battery powered. That is much safer than using a real candle.

Lantern with a jar

- 1 Take orange paper and fold it around a jar, use a little adhesive or washi tape to close the ends
- 2 Draw a pumpkin face on it and cut it out with your scissors
- 3 Stick the paper to the jar with tape or glue. You can also just slide it around it, so you can use the jar with different lantern faces
- 4 Drop the light in the jar and... you have a lantern!


Lantern without a jar

- 1 Take orange or black paper
- 2 Fold it in threes at the short end of the paper, fold back, fold again over the long sides of the paper, make the sides touch in the middle and fold back
- 3 Cut into the sides of the small thirds, but not all the way through, we need the middle part as the bottom of the lantern
- 4 Draw something on the side and cut it out. Like ghoulish eyes, a bat, a scary face, stars or whatever
- 5 Put glue on the middle flaps and put the sides up, so you have a paper box
- 6 Drop in the light and... you have a lantern!



Cookie's Trick or Treat tip!

Put a string and/or a stick to the paper lantern so you can take it with you while Trick or Treating.



Well, we hope you will make some lanterns too!
Please show them on Instagram and tag us in it: @cookiemreport.
We would love to see what you have made.

Big Hugs!
 Cookie & Bamboo


PS: do you have some cute, simple, fun crafting ideas? Just drop us a note!





by @doyka and hedge

HI, EVERYPLUSHIE! IT'S YOUR LANGUAGE AND QUIZ CURATORS MAD HEDGE AND DOYKA THE WITCHCOW! WILL YOU DARE TO TRY TO SOLVE OUR SPOOKY HALLOWEEN-THEMED CROSSWORD? WE BET YOU WILL! HAPPY HALLOWEEN!



Across:

- 1. Witch's saucepan.
- 4. According to Norse mythology, Odin had two and kept them as messengers.
- 7. It makes an arachnophobic person panic.
- 9. According to some folklore, its bite can kill a vampire.
- 12. According to some folklore, it's Drakula's bed.
- 13. Ghosts don't have it.
- 14. The keeper of the fields.
- 15. A place for your final message.
- 18. "Black cats bring bad luck"

Down:

- 2. Frankenstein, Jekyll, Hannibal Lecter.
- 3. It.
- 5. If you are a strong enough wizard from Hogwarts, you can scare it with good memories.
- 6. The most famous vampire out there.
- 8. If there's something strange in your neighborhood, who ya gonna call?
- 10. Payment for being safe from being tricked.
- 11. According to Polish film expert Aleksander Leszek Kumor, he is a gentleman that never comes uninvited.
- 13. Witch's means of transport.
- 16. It will save you in darkness.
- 17. Jason, Michael, and Hannibal had one.
- 19. Every decent witch must know how to cook one.



Fluffy's Dos and Don'ts for Halloween

Fluffy :

@flufflys_fun_adventures



Hello my fellow plushies! So, it's that time of year when we get to go trick or treating and enjoy some Halloween scares! But, it's not as easy as you may think. There are tons of little points of etiquette to keep in mind. So, to help you out, I made "Fluffy's Top 10 Tips for Halloween!"

- 1) Good to know: The Zombies aren't real, and you shouldn't try to decapitate them! You have no idea how much you have to run when you get this wrong!
- 2) Vampires - See tip number one.
- 3) Don't eat the people's brains. They really don't appreciate it, even if you are dressed as a zombie! Such hypocrites! But they're giving you candy, so it kind of evens out. Oddly enough, it's okay to eat the brains of the people dressed like creepy clowns. Actually, people support you with this. They even hold them down to help.
- 4) Remember to bring a huge container for collecting candy! Preferably with wheels and a motor. Any standard truck will do, really.
- 5) Very important note: You get the candy from the people's houses, not from the ones walking around with bags of candy! The big humans can get really mad when you take candy from the little humans! In that case, see tip 1 about running.
- 6) Don't forget to bring your lock picks! Some people make their houses into a kind of Fort Knox where the reward is candy if you can get in! Please note that these humans usually say they don't want to give you candy. But I think it's just for show; why else would they have candy on Halloween?!
- 7) Be creative with your costume! It should look realistic enough to be a bit scary, but not so scary that everybody runs away from you screaming and forgets to give you candy! For this reason, wear a mask from a costume store, and not, for example, a human face.
- 8) Don't use epoxy resin glue to secure your mask! Your humans won't let you hear the end of it, and you will have to take many turns in the evil spinning washing thingy!
- 9) Another good way to receive candy is being super cute. You can use your children or younger siblings for that. I for example use Puffy with his huge, sad, puppy dog eyes! He can get anything with that! He once even brought home a whole ice cream truck! But I wasn't allowed to eat the driver because Puffy wanted to keep him because he fed us ice cream! Huh, I wonder what happened to him, is he still in the basement? I probably should have fed him! Anyway, no matter what you do: Do NOT take Puffy's candy! THE HORROR!!!!
- 10) Halloween is the only time of the year when you are allowed to throw eggs and toilet paper at people's houses! But don't do that! Use the eggs to bake cake, and hoard the toilet paper for the next lockdown! Because then you can exchange it for candy! Or gold! Which you can use to buy candy!


That's all the advice I have for you this month! Have a great time trick or treating!

- Your mischief advisor Fluffy



Book Review: Frankenstein - Mary Shelley (1818)

by: Gustav @gustagram2000



For the October book review I let Vlad choose a spooky classic: Mary Shelley's Frankenstein. It is the tale of Victor Frankenstein, a young scientist. When he sees lightning strike a tree, he is inspired to create new life from scratch. In his obsession he loses track of the responsibility of a scientist and a creator. Once he has given his creation life, he is abhorred by him and flees from his laboratory. The creature at first wants to fit in with humans and learns their language and customs, but is treated with horror and denounced, just like his maker did. The creature only sees one option left: seek revenge on Victor Frankenstein. The book might be two hundred years old, but it is still a thrilling read! The themes of hubris and the responsibility over everything we create are still relevant to this day. A book best enjoyed after dark.



Whoooo is Up For a Challenge?

@meganmylifeisahoot



Hoot! Hoot! Owlturn (Autumn) is here and with it comes our favorite holiday of the year— Owloween (Halloween)! Last Owltober (October), Hedwig hosted the #plushiehallooweenread challenge. She asked everyone to share a spooky story for the Halloween season. Well, Hedwig had so much fun hosting and seeing everyone's owlsome reads that she's decided to host it again!

This time, she's created a series of prompts inspired by the word OWLOWEEN: Owlbracadabra, Whoooodunits, Legendary Monsters, The Occult, Wickedness, Eerie Settings, Eek, and Nocturnal. Hedwig wants everyone to know they can take part in the challenge as much as they like. If you want to do all 8 prompts, that would be Owlsome; if you want to just do 1 or 2 that would be Owlsome as well! It's meant to be a Hoot! Also, she'd like everyone to know that the books you share can be books you've already read, books you're currently reading, or books you're looking forward to reading. You're welcome to work on the prompts in any order you like. Hedwig just asks that you use a different book for each prompt. Those that successfully complete the challenge and share 8 different reads—one for each prompt—could win a wingmade Halloween themed origami design made by Ike! Hoot! Hoot!

#plushiehallooweenread Hosted by @meganmylifeisahoot

- O** Owlbracadabra **Books about Magic**
- W** Whoooodunits **Crime/Mystery Novels**
- L** Legendary Monsters **Monstrous Reads**
- O** The Occult **Paranormal/Supernatural Reads**
- W** Wickedness **Books with Evil Villians**
- E** Eerie Settings **Books with Haunted Places**
- E** Eek! **Scary Spooky Reads/Horror**
- N** Nocturnal **Books with Nighttime Creatures**



Say it with a Song

by: [@ausruheulen](#)



As you know, each month Pets` Mews will dedicate a song to one plushie and another song to the whole plushie community. It's Halloween month so this October our song choice is dark, spooky and about ghosts, wizards, monsters, vampires, zombies, blood on the floor ... and about all those scary things we plushies like to imagine while safely lying in our warm and cozy bed.

This month we dedicate the song "Holy Mountain" by "Noel Gallagher's High Flying Birds" to [@quassel_von_strippe](#) who loves Britpop and also birds, especially city pigeons. In this song the former Oasis wizard is singing about casting spells, so if you, Quassel von Strippe, plan to throw a Halloween party, we hope this song will make you dance! Pets` Mews sends tons of love and hugs to you and your little hedgehog brother.

Plushies are very party-affinitive contemporaries, so we decided to not only dedicate one song to the plushie community, no, this month we will dedicate a complete playlist of Halloween songs to you all for your spooky party. It's a huge contrast to the cheerful and uplifting "Pets' Mews Plushie Playlist". The "Pets' Mews Halloween Playlist" is scary and deep dark but also colourful at the same time because it seems that "Halloween" is a topic which inspires artists of all genres from Death Metal to K-Pop, from Musical to Hip Hop, from Motown to 80s-Rock, Country and Pop.

You can find [@quassel_von_strippe's](#) song on both playlists!

For high-sensitive plushies, who don't like Halloween because it scares them too much, we have also set up a "Pets' Mews No-Fear-Anti-Halloween-Playlist" that will speak to your heart like your best friend.

"Pets' Mews" is on Spotify with all the lists we mentioned above and many more! Find, follow and vibe with us!

I'm sure you've noticed the absolutely brilliant icons and stickers that appear next to each curator. They were done by our sweet, lovely, and incredibly talented friends [@gusio_pandzioszek](#) and [@bubithebear](#). THANK YOU DEARS for your beautiful work!



See you in November!

Don't forget, if you have an article or photo you'd like to share, just get in touch!

Crossword Answers

Across:

1. cauldron
4. crow
7. tarantula
9. werewolf
12. coffin
13. body
14. scarecrow
15. tombstone
18. superstition

Down

2. doctor
3. clown
5. dementor
6. Dracula
8. ghostbusters
10. candy
11. devil
13. broom
16. flashlight
17. mask
19. potion