

PETS' MEWS

The MewsPaper for Instagramming Pets, Plushies and their People

Things that Make us Happy by [@mike_bear_23](#)

Hello Dear Readers of Pets' Mews!

We are Pauli and Bärchen of the bunch of Rowdies [@mike_bear_23](#)

We are very honoured to write an article for Topsy's wonderful MewsPaper.

We had long decisions about what to will write.

We decided to write about the things that make us happy. We are happy when we can spend time in Nature, like our Fish place or at the banks of the Rhein. We are happy when we can visit exhibitions, theatres and concerts. We are so grateful that our Dad always takes some of us with him, when he goes out. He doesn't care when other humans look at him strangely because he's got plushies at his side. Here are some pics of our adventures to show you what we are talking about.

Another thing that makes us happy is the plushie community. This wonderful community helped us and our Dad through hard times. He is always happy, when gets a like, or a comment. Three times our account was attacked. So far we are lucky, that we survived these attacks.




A long time ago our Friend Tyler [@tylersadventures](#) asked us for our address to send us a postcard. We all were so excited, that there was someone who wanted to send us a postcard, we couldn't believe it. Today we've finished our 8th photo album, each with a minimum of 80 postcards, letters and gifts we got from our plushie friends. Every time we get mail, we are so touched and we feel blessed.

We try to be kind to everyone and we hope we find the right words to make our friends happy. For us, the plushie community means kindness, being helpful and supportive to your friends. So far we haven't been to any plushie meeting, but we hope that we can meet some of our friends in the future.

We love you all and send Big Beary Hugs to you all!

Pauli and Bärchen



Happy June Everyone,

Hasn't the first half of the year flown? We hope it's gone well for you so far.

In this issue, we've got a yummy recipe for you to try by [@thestuffiediaries](#), a round up of your Good Mews photos, plus a fabulous article as part of our [#plushiesbuildbridges](#) series by 2 of the [Rowdies](#). And don't forget to put 2nd July in your diaries, because it's International Toy Blogger Day / Toy Traveller Day as created by the wonderful [@boashki](#)

Love,
Topsy xxx



Благодаря Доечке [@doyka_and_hedge](#) газеты Pets Mews теперь можно читать на русском!
<https://www.travelswithmy-cat.com/wp-content/>





Sadie's Rhubarb Shortbread Bars

By: [@thestuffiediaries](#)

We present Rhubarb Shortbread Bars. I did all the work while Rosie admired her reflection in the mixer bowl 😊 We hope you like them!



INGREDIENTS

For the crust

- 1 and 1/2 cups flour
- 3/4 cup cold butter, cubed
- 1/4 cup powdered sugar

For the filling

- 3 large eggs, beaten
- 2 cups white sugar, you may reduced this down to

one cup if you prefer more tart dessert

- 1/2 cup flour
- 1/2 tsp salt
- 4 cups rhubarb, diced

INSTRUCTIONS

Preheat oven to 350 F. In a medium bowl, combine the flour and powdered sugar. Using a pastry blender cut in butter until the mixture resembles coarse crumbs.

Pat the crumbs into a well greased 9 x 13 in baking pan. Bake the crust at 350 F for 10-12 min or until lightly browned.



While the crust is in the oven, mix together eggs, sugar, flour and salt.

Gently stir in the diced rhubarb. Pour the rhubarb mixture over the hot crust. Return bars to the hot oven. Reduce oven temperature to 325 F and bake for 30-35 min or until the filling is set and no longer jiggle



Cool for 30 mins on the counter and the refrigerate until chilled before cutting into bars.

Enjoy with friends over a nice chat for Honeygrove Tea Party Tuesday!





Your Good Mews Photos

@foxy.foxenberg, (top left) Canada’s famous plushie-foxlantropist has been sharing art with the nation. In a quote, he says “Oh Wow I am one lucky little fox! I was able to visit this amazing art installation “Let’s Survive Forever “ by Yayoi Kusama... I am very proud to be a Foxlantropist, who helped bring this piece permanently to The AGO. More art, this time from the other side of the Atlantic with @spybatmissions (top right) who says, “Hello everyone! This is SpyBat reporting from the mission in Gothenburg, on the west coast of Sweden! Chatting with locals is a great way to

get the feel of a place, and believe me, fishmongers know everything that's going on in the harbour area! I got may leads from these guys! The sculpture is called "Skärgårdsfiskare", made by Svenrobert Lundquist, and can be found by the fish market Feskekörka in Gothenburg.”

Meanwhile, in Japan, @rascal55go (bottom left) Hana and May’s roses have begun to bloom, and we end up back where we geographically started with @mr_sigi (bottom right) whose heart has been captured by Canada.



If you’d like to write an article for Pets’ Mews like George and William - just drop us a line. Or, if you’d like to feature a picture, then use the hashtag #plushiepawmission like our friends @maxi_the_rabbit_ did, pictured here on the left.

Advert

Is your human pet a doctor studying for their OET? My pet has just published an on-demand video course on Udemy to help them with their consultations and role-plays. Click [here](#) or get in touch with use to get yourselves a 50% discount.

